

SWIFTATE

SWIFTATE-LIGHTING

SWIFTATE

XUNTAI

LIGHTING

2025

Outdoor Decorative & Functional Lighting

November 2025, ISSUE 01

OUTDOOR LIGHTING SERIES

Swift to Shine
State of Style

COMPANY

PROFILE

DIRECTORY

2025

New Collection

01 Lawn light
3-8

02 Wall light
9-14

03 Underground light
15-19


04 Ground Spike light
20-25

05 Recessed Corner light
26-31



LAWN LIGHT

Modern urban lighting furniture, especially exquisitely designed lawn lights. Adorned with fashionable contemporary structural aesthetics, they craft glare-free soft illumination patterns that cast gentle and even light over the lawn, elevating the ambient charm of urban green spaces and residential yards.



Due to the differences in test instruments and electronic components, the specific data may vary. Please confirm the specific parameters of the lamp before ordering to avoid mistakes. Dimensions and specifications subject to alterations without notice.

XTF25-101

SPECIFICATION

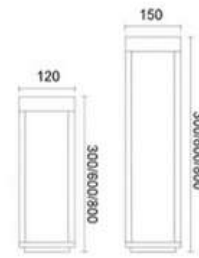
LED: COB 10W
SIZE: 120*H300/600/800mm
150*H300/600/800mm
MATERIAL: ALUMINUM+GLASS

FEATURES



DIMENSIONS

mm



ENERGY OPTIONS



XTF25-102

SPECIFICATION


LED: COB 10W
SIZE: 120*H300/600/800mm
150*H300/600/800mm
MATERIAL: ALUMINUM+GLASS

FEATURE




DIMENSIONS

mm



ENERGY SPECS



XTF25-103

SPECIFICATION


LED: COB 10W
SIZE: 120*H300/600/800mm
150*H300/600/800mm
MATERIAL: ALUMINUM+GLASS

FEATURE



DIMENSIONS

mm



ENERGY SPECS



XTF25-104

SPECIFICATION

LED: COB 10W
 SIZE: 145*H200/600/800mm
 MATERIAL: ALUMINUM+GLASS

FEATURE




OPTIC



DIMENSIONS

mm



ENERGY SPECS



XTF25-105

SPECIFICATION

LED: COB 10W
 SIZE: 145*H200/600/800mm
 MATERIAL: ALUMINUM+GLASS

FEATURE




OPTIC



DIMENSIONS

mm



ENERGY SPECS



XTF25-106

SPECIFICATION

LED: COB 10W
 SIZE: 145*H200/600/800mm
 MATERIAL: ALUMINUM+GLASS

FEATURE

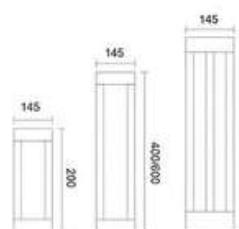


OPTIC



DIMENSIONS

mm



ENERGY SPECS



XTF25-107

SPECIFICATION

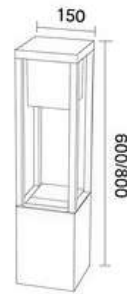
LED: LED 12W
SIZE: 150*H600/800mm
MATERIAL: ALUMINUM+GLASS

FEATURE



DIMENSIONS

mm



ENERGY SPECS



XTF25-108

SPECIFICATION

LED: LED/E27SOLAR
SIZE: 150*150*H600mm
MATERIAL: ALUMINUM+GLASS

FEATURE



DIMENSIONS

mm



ENERGY SPECS



XTF25-109

SPECIFICATION

LED: LED/E27SOLAR
SIZE: 150*150*H600mm
MATERIAL: ALUMINUM+GLASS

FEATURE



DIMENSIONS

mm



ENERGY SPECS



XTF25-110

SPECIFICATION

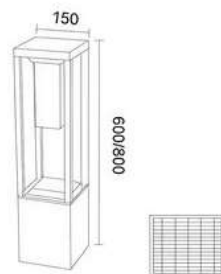
LED: COB10W
SIZE: 150*H600/800mm
MATERIAL: ALUMINUM+GLASS

FEATURE



DIMENSIONS

mm



XTF25-108

SPECIFICATION

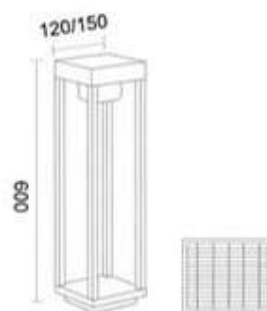
LED: COB10W
SIZE: 120/150*H600mm
MATERIAL: ALUMINUM+GLASS

FEATURE



DIMENSIONS

mm



XTF25-109

SPECIFICATION

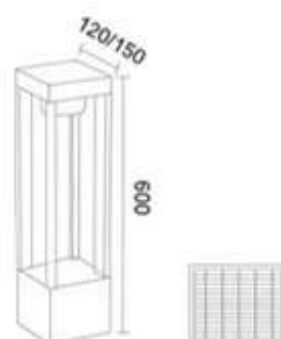
LED: LED10W
SIZE: 120/150*H600mm
MATERIAL: ALUMINUM+GLASS

FEATURE



DIMENSIONS

mm



XTF25-113

SPECIFICATION

LED: COB10W
SIZE: 120*120*H300/600/800mm
MATERIAL: ALUMINUM+GLASS

DIMENSIONS mm



FEATURE




XTF25-114

SPECIFICATION

LED: COB10W
SIZE: 120*120*H300/600/800mm
MATERIAL: ALUMINUM+GLASS

DIMENSIONS mm



FEATURE

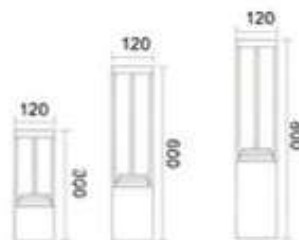


XTF25-115

SPECIFICATION

LED: COB10W
SIZE: 120*120*H300/600/800mm
MATERIAL: ALUMINUM+GLASS

DIMENSIONS mm



FEATURE




PRODUCT DETAILS



WALL LIGHT

Wall-mounted surface grazing fixture, a refined outdoor wall light designed for textured visual enhancement. This clean and simple wall light features a sleek, minimalist silhouette paired with a perfect grazing optic, casting directional light that beautifully brings out the natural textures and rich color tones of wall surfaces, elevating the aesthetic of any architectural facade.



Due to the differences in test instruments and electronic components, the specific data may vary. Please confirm the specific parameters of the lamp before ordering to avoid mistakes. Dimensions and specifications subject to alterations without notice.

XTW25-301

SPECIFICATION

LED: SMD12W
SIZE: 138*H55mm
MATERIAL: ALUMINUM+PC

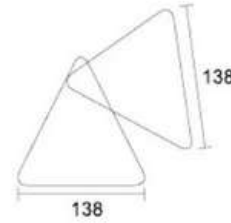
FEATURE



OPTIC



DIMENSIONS mm



XTW25-302

SPECIFICATION

LED: SMD12W
SIZE: 138*H55mm
MATERIAL: ALUMINUM+PC

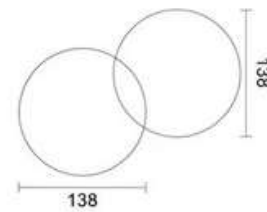
FEATURE



OPTIC



DIMENSIONS mm



XTW25-303

SPECIFICATION

LED: SMD12W
SIZE: 138*H55mm
MATERIAL: ALUMINUM+PC

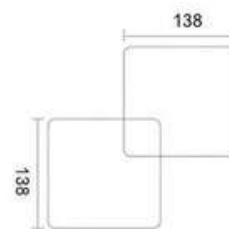
FEATURE



OPTIC



DIMENSIONS mm



XTW25-304/305

SPECIFICATION

LED: SMD6/7/12W
 SIZE: 108*108*80mm
 130*130*85mm
 160*160*100mm
 MATERIAL: ALUMINUM+PC

FEATURE

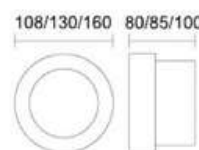
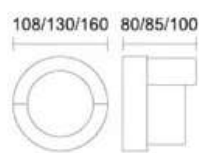


OPTIC



DIMENSIONS

mm



XTW25-306/307

SPECIFICATION

LED: SMD6/7/12W
 SIZE: 108*108*80mm
 130*130*85mm
 160*160*100mm
 MATERIAL: ALUMINUM+PC

FEATURE





OPTIC



DIMENSIONS

mm



XTW25-308/309

SPECIFICATION

LED: SMD6/7/12W
 SIZE: 108*108*80mm
 130*130*85mm
 160*160*100mm
 MATERIAL: ALUMINUM+PC

FEATURE

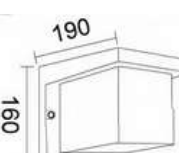
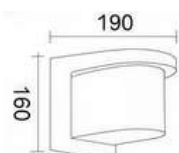


OPTIC



DIMENSIONS

mm



XTW25-310


SPECIFICATION

LED: SMD3+5W
SIZE: 125*105mm
MATERIAL: ALUMINUM+PC

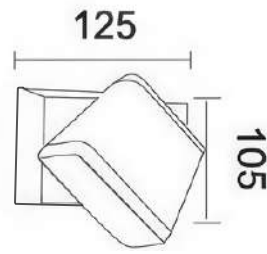
FEATURE



OPTIC



DIMENSIONS
mm



XTW25-311D


SPECIFICATION

LED: SMD3+5W
SIZE: 125*105mm
MATERIAL: ALUMINUM+PC

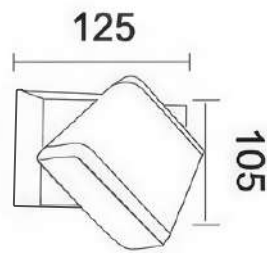
FEATURE



OPTIC



DIMENSIONS
mm



XTW25-312

SPECIFICATION

LED: SMD50W
SIZE: 420*130*130mm
MATERIAL: ALUMINUM+PC

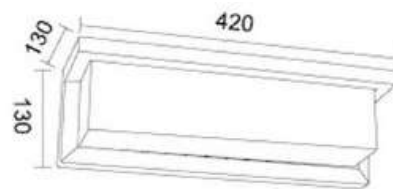
FEATURE



OPTIC



DIMENSIONS
mm



XTW25-3I3T/3I3

SPECIFICATION

LED: SMD24/36W
 SIZE: 205*106*80mm
 355*160*80mm
 MATERIAL: ALUMINUM+PC

FEATURE

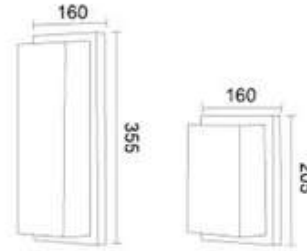


OPTIC



DIMENSIONS

mm



XTW25-3I5T/3I5

SPECIFICATION

LED: SMD24/36W
 SIZE: 205*106*80mm
 355*160*80mm
 MATERIAL: ALUMINUM+PC

FEATURE

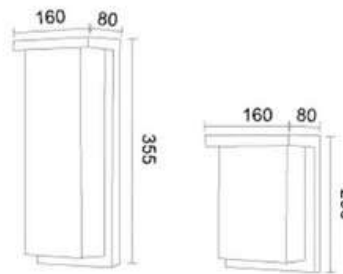


OPTIC



DIMENSIONS

mm



XTW25-3I6

SPECIFICATION

LED: SMD24/36W
 SIZE: 110*110*H260mm
 130*110*H380mm
 MATERIAL: ALUMINUM+PC

FEATURE

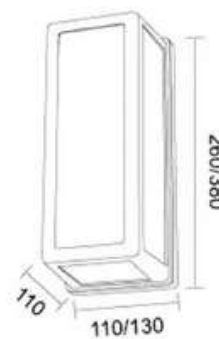


OPTIC



DIMENSIONS

mm



XTW25-317/317T/317A

SPECIFICATION

LED: LED7W LED2*7
 SIZE: 100*100*100mm
 200*100*100mm
 MATERIAL: ALUMINUM+PC

FEATURE

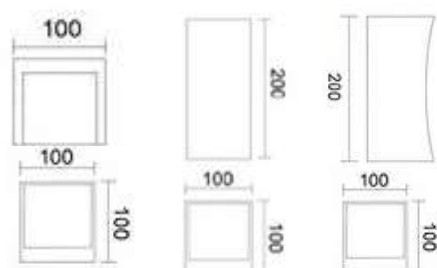


OPTIC



DIMENSIONS

mm



XTW25-315T/315

SPECIFICATION

LED: SMD24/36W
 SIZE: 205*160*80mm
 355*160*80mm
 MATERIAL: ALUMINUM+PC

FEATURE

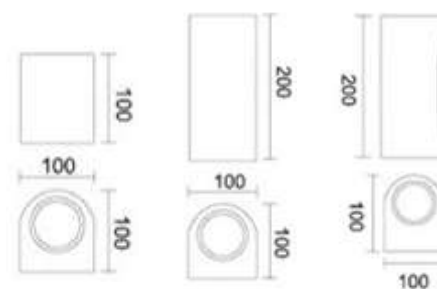


OPTIC



DIMENSIONS

mm



XTW25-316

SPECIFICATION

LED: SMD30W/E27
 SIZE: 110*110*H260mm
 130*110*H380mm
 MATERIAL: ALUMINUM+PC

FEATURE



OPTIC



UNDERWATER LIGHT

Compact and economic underwater fixture range. This series of premium recessed underwater lights features competitive quality and flexible design, with multiple beam angle options available, perfectly meeting the diverse lighting demands of various water features.



Due to the differences in test instruments and electronic components, the specific data may vary. Please confirm the specific parameters of the lamp before ordering to avoid mistakes. Dimensions and specifications subject to alterations without notice.

XTU25-501

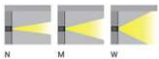
SPECIFICATION

LED: IW
 SIZE: $\Phi 42 \times 72\text{mm}$

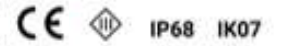
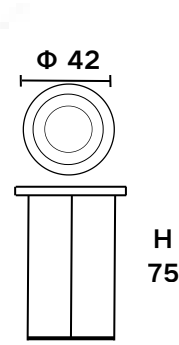
FEATURE



OPTIC



DIMENSIONS mm



XTU25-502

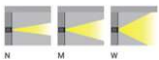
SPECIFICATION

LED: IW
 SIZE: $\Phi 52 \times 80\text{mm}$

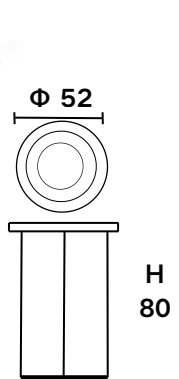
FEATURE



OPTIC



DIMENSIONS mm



XTU25-503

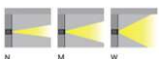
SPECIFICATION

LED: SMD30W/E27
 SIZE: $\Phi 42/52 \times 100\text{mm}$

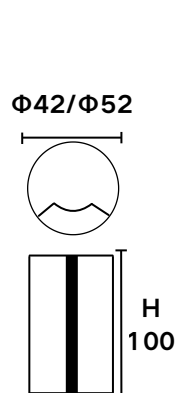
FEATURE



OPTIC



DIMENSIONS mm



XTU25-504

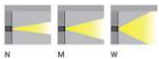
SPECIFICATION

LED: IW
 SIZE: $\Phi 42/52*100$ mm

FEATURE

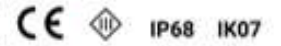
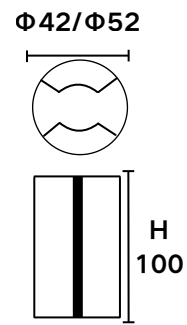


OPTIC



DIMENSIONS

mm



XTU25-505

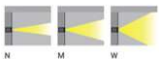
SPECIFICATION

LED: IW
 SIZE: $\Phi 42/52*100$ mm

FEATURE

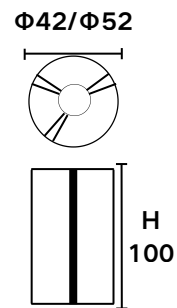


OPTIC



DIMENSIONS

mm



XTU25-506


SPECIFICATION

LED: SMD30W/E27
 SIZE: $\Phi 42/52*100$ mm

FEATURE

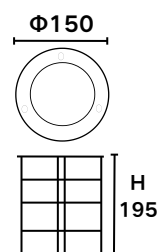


OPTIC



DIMENSIONS

mm



XTU25-507

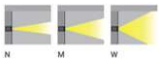
SPECIFICATION

LED: 1W
 SIZE: $\Phi 42/72$ mm

FEATURE

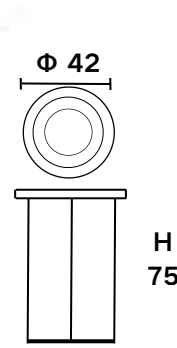


OPTIC



DIMENSIONS

mm



XTU25-508

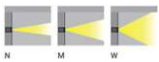
SPECIFICATION

LED: 10W
 SIZE: $\Phi 130*95$ mm
 $\Phi 150*95$ mm

FEATURE



OPTIC



DIMENSIONS

mm



XTU25-509

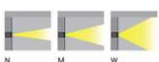
SPECIFICATION

POWER: 50W
 LED: CHIP BRIDGELUX
 SIZE: $\Phi 250*H90$ mm

FEATURE

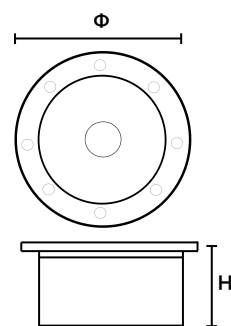


OPTIC



DIMENSIONS

mm



XTU25-510

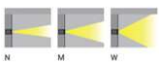
SPECIFICATION

LAMP: 1/3/5/7/12/15/24/36/48*1W
 SIZE: $\Phi 80$ *H80mm
 $\Phi 100/120/150/160/200/220/250$ *H90mm
 LED: CHIP BRIDGELUX

FEATURE

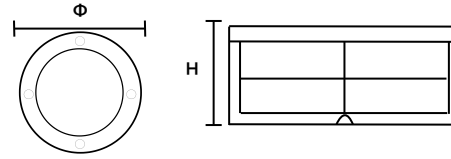


OPTIC



DIMENSIONS

mm



XTU25-511

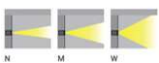
SPECIFICATION

POWER: 30/20/15/10W
 SIZE: $\Phi 220/200/160/150$ *90mm
 LED: CHIP BRIDGELUX

FEATURE

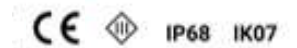
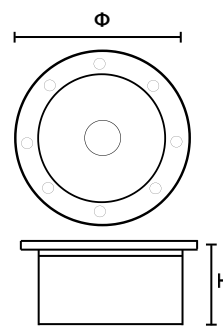


OPTIC



DIMENSIONS

mm



XTU25-512

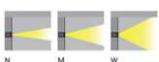
SPECIFICATION

POWER: 3/5/7W
 LED: CHIP BRIDGELUX
 SIZE: $\Phi 120/100$ *90mm
 $\Phi 80$ *H80mm

FEATURE

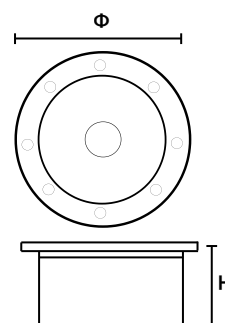


OPTIC



DIMENSIONS

mm



GROUND SPIKE LIGHT

Miniature adjustable projector range. Boasting contemporary simplicity in design and an ultra-compact diminutive footprint, this series empowers designers to artfully paint landscaping scenes with tailored light effects, while effectively avoiding visual clutter and ensuring a sleek, unobtrusive integration with any outdoor space.



Due to the differences in test instruments and electronic components, the specific data may vary. Please confirm the specific parameters of the lamp before ordering to avoid mistakes. Dimensions and specifications subject to alterations without notice.

XTS25-601

SPECIFICATION

CRI: 80
 PF: 0.6
 CTT: 3000K-6500K
 PROTECTION CLASS: IP65
 MATERIAL: GLASS+ALUMINUM

COLOR

Silver Gray Dark Gray Black

Item No.	Power	LM	Voltage	A	B	C(mm)
	7W	560	110-265V	φ65	145	400
	GU10/G5.3	-	-	φ65	145	400

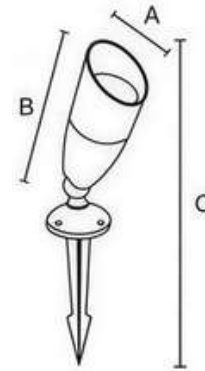
FEATURE



OPTIC



DIMENSIONS mm



XTS25-602

SPECIFICATION

CRI: 80
 PF: 0.6
 CTT: 3000K-6500K
 PROTECTION CLASS: IP65
 MATERIAL: GLASS+ALUMINUM

COLOR

Silver Gray Dark Gray Black

Item No.	Power	LM	Voltage	A	B	C(mm)
	7W	560	110-265V	75	135	350
	GU10/G5.3	-	-	75	135	350

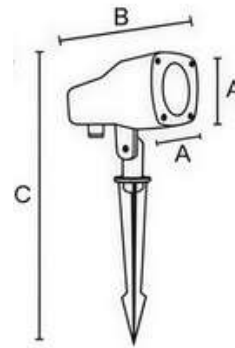
FEATURE



OPTIC



DIMENSIONS mm



XTS25-603

SPECIFICATION

CRI: 80
 PF: 0.6
 CTT: 3000K-6500K
 PROTECTION CLASS: IP65
 MATERIAL: GLASS+ALUMINUM

COLOR

Silver Gray Dark Gray Black

Item No.	Power	LM	Voltage	A	B	C(mm)
	7W	560	110-265V	75	145	360
	GU10/G5.3	-	-	75	145	360

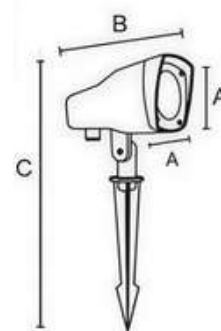
FEATURE



OPTIC



DIMENSIONS mm



XTS25-604

SPECIFICATION

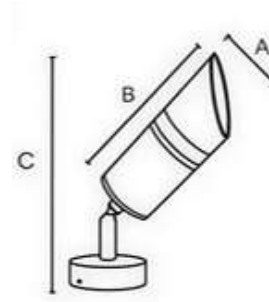
CRI: 80
 PF: 0.6
 CTT: 3000K-6500K
 PROTECTION CLASS: IP65
 MATERIAL: GLASS+ALUMINUM

FEATURE



DIMENSIONS

mm



OPTIC



COLOR

Silver Gray	Dark Gray	Black

Item No.	Power	LM	Voltage	A	B	C(mm)
		900	110-265V	φ58	175	260
		-	-	φ58	175	260

XTS25-605

SPECIFICATION

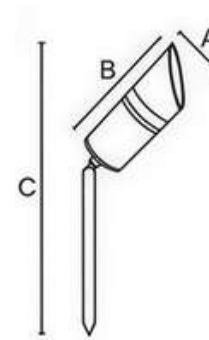
CRI: 80
 PF: 0.6
 CTT: 3000K-6500K
 PROTECTION CLASS: IP65
 MATERIAL: GLASS+ALUMINUM

FEATURE



DIMENSIONS

mm



OPTIC



COLOR

Silver Gray	Dark Gray	Black

Item No.	Power	LM	Voltage	A	B	C(mm)
	10W	900	110-265V	φ58	92	315
	GU10/G5.3	-	-	φ58	175	315

XTS25-606

SPECIFICATION

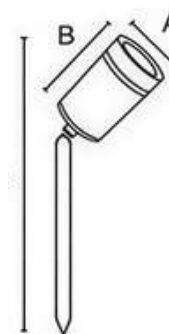
CRI: 80
 PF: 0.6
 CTT: 3000K-6500K
 PROTECTION CLASS: IP65
 MATERIAL: GLASS+ALUMINUM

FEATURE



DIMENSIONS

mm



OPTIC



COLOR

Silver Gray	Dark Gray	Black

Item No.	Power	LM	Voltage	A	B	C(mm)
	10W	900	110-265V	φ58	92	315
	GU10/G5.3	-	-	φ58	92	315

XTS25-607z

SPECIFICATION

CRI: 80
 PF: 0.6
 CTT: 3000K-6500K
 PROTECTION CLASS: IP65
 MATERIAL: GLASS+ALUMINUM

COLOR

Silver Gray
 Dark Gray
 Black

Item No.	Power	LM	Voltage	A	B	C(mm)
10W	800	110-265V	φ65	126	195	
GU10	-	-	φ65	126	195	

FEATURE

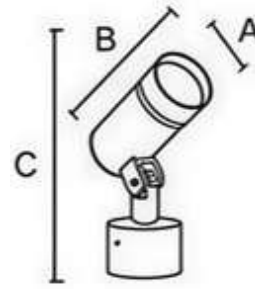


OPTIC



DIMENSIONS

mm



XTS25-608

SPECIFICATION

CRI: 80
 PF: 0.6
 CTT: 3000K-6500K
 PROTECTION CLASS: IP65
 MATERIAL: GLASS+ALUMINUM

COLOR

Silver Gray
 Dark Gray
 Black

Item No.	Power	LM	Voltage	A	B	C(mm)
5W	450	110-265V	φ48	75	135	
10W	900	110-265V	φ60	95	195	
GU10/G5.3	-	-	φ60	95	195	

FEATURE

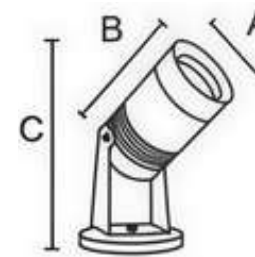


OPTIC



DIMENSIONS

mm



XTS25-609

SPECIFICATION

CRI: 80
 PF: 0.6
 CTT: 3000K-6500K
 PROTECTION CLASS: IP65
 MATERIAL: GLASS+ALUMINUM

COLOR

Silver Gray
 Dark Gray
 Black

Item No.	Power	LM	Voltage	A	B	C(mm)
5W	450	110-265V	φ48	158	220	
10W	900	110-265V	φ60	175	280	
GU10/G5.3	-	-	φ60	175	280	

FEATURE

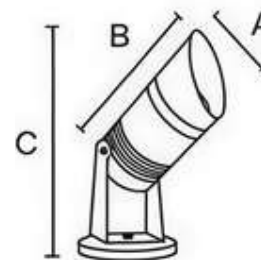


OPTIC



DIMENSIONS

mm



XTS25-610z

SPECIFICATION

CRI: 80
 PF: 0.6
 CTT: 3000K-6500K
 PROTECTION CLASS: IP65
 MATERIAL: GLASS+ALUMINUM

FEATURE

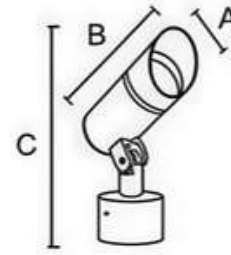


OPTIC



DIMENSIONS

mm



COLOR

Silver Gray	Dark Gray	Black

Item No.	Power	LM	Voltage	A	B	C(mm)
10W	800	110-265V	φ65	195	215	
GU10	-	-	φ65	195	215	

XTS25-611

SPECIFICATION

CRI: 80
 PF: 0.6
 CTT: 3000K-6500K
 PROTECTION CLASS: IP65
 MATERIAL: GLASS+ALUMINUM

FEATURE

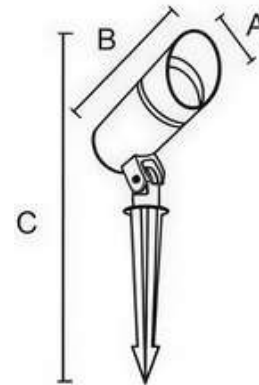


OPTIC



DIMENSIONS

mm



COLOR

Silver Gray	Dark Gray	Black

Item No.	Power	LM	Voltage	A	B	C(mm)
10W	800	110-265V	φ65	173	380	

XTS25-612

SPECIFICATION

CRI: 80
 PF: 0.6
 CTT: 3000K-6500K
 PROTECTION CLASS: IP65
 MATERIAL: GLASS+ALUMINUM

FEATURE

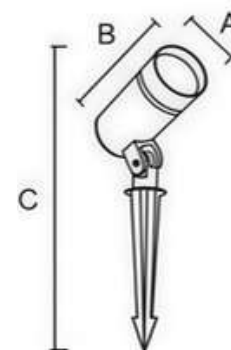


OPTIC



DIMENSIONS

mm



COLOR

Silver Gray	Dark Gray	Black

Item No.	Power	LM	Voltage	A	B	C(mm)
10W	800	110-265V	φ65	127	380	

XTS25-613

SPECIFICATION

CRI: 80
 PF: 0.6
 CTT: 3000K-6500K
 PROTECTION CLASS: IP65
 MATERIAL: GLASS+ALUMINUM

COLOR



Item No.	Power	LM	Voltage	A	B	C(mm)
	10W	900	110-265V	φ58	92	180
	GU10/G5.3	-	-	φ58	92	180

FEATURE

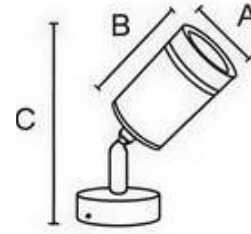


OPTIC



DIMENSIONS

mm



XTS25-614

SPECIFICATION

CRI: 80
 PF: 0.6
 CTT: 3000K-6500K
 PROTECTION CLASS: IP65
 MATERIAL: GLASS+ALUMINUM

COLOR



Item No.	Power	LM	Voltage	A	B	C(mm)
	5W	450	110-265V	φ48	75	275
	10W	900	110-265V	φ60	95	335
	GU10/G5.3	-	-	φ60	95	335

FEATURE

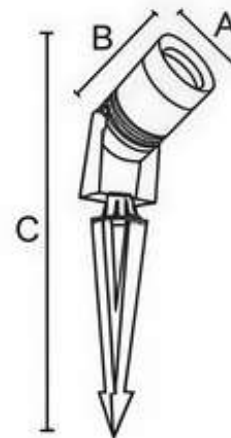


OPTIC



DIMENSIONS

mm



XTS25-615

SPECIFICATION

CRI: 80
 PF: 0.6
 CTT: 3000K-6500K
 PROTECTION CLASS: IP65
 MATERIAL: GLASS+ALUMINUM

COLOR



Item No.	Power	LM	Voltage	A	B	C(mm)
	5W	450	110-265V	φ48	158	360
	10W	900	110-265V	φ60	178	420
	GU10/G5.3	-	-	φ60	178	420

FEATURE

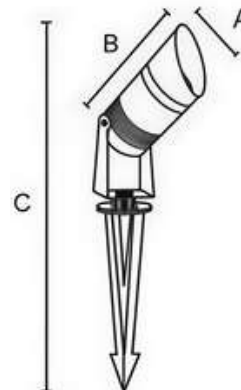


OPTIC




DIMENSIONS

mm



RECESSED CORNER LIGHT

Contemporary way finding fixture for glare-free visual comfort. Featuring a sophisticated, modern aesthetic with an ultra-minimal footprint, this functional fixture delivers optimal glare-free illumination for superior visual comfort, and is available with optional decorative surrounds and customized supply solutions to suit diverse outdoor spatial and installation needs.



Due to the differences in test instruments and electronic components, the specific data may vary. Please confirm the specific parameters of the lamp before ordering to avoid mistakes. Dimensions and specifications subject to alterations without notice.

XTRc25-701

SPECIFICATION

CRI: 80
 PF: 0.6
 CTT: 3000K-6500K
 CUT OUT: 76*76*55mm
 PROTECTION CLASS: IP65
 MATERIAL: GLASS+ALUMINUM

COLOR

Silver Gray	Dark Gray	Black

Item No.	Power	LM	Voltage	A	B	C(mm)
	2W	27	110-265V	90	90	55

FEATURE

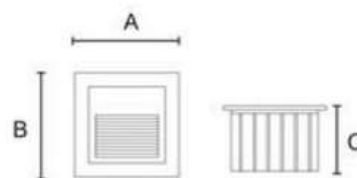


OPTIC



DIMENSIONS

mm



XTRc25-702

SPECIFICATION

CRI: 80
 PF: 0.6
 CTT: 3000K-6500K
 CUT OUT: 78*40*60mm
 123*40*60mm
 PROTECTION CLASS: IP65
 MATERIAL: GLASS+ALUMINUM

COLOR

Silver Gray	Dark Gray	Black

Item No.	Power	LM	Voltage	A	B	C(mm)
	3W	27	110-265V	90	50	65
	3W	27	110-265V	135	50	65

FEATURE

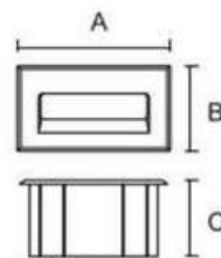


OPTIC



DIMENSIONS

mm



XTRc25-703

SPECIFICATION

CRI: 80
 PF: 0.6
 CTT: 3000K-6500K
 CUT OUT: 78*40*60mm
 PROTECTION CLASS: IP65
 MATERIAL: GLASS+ALUMINUM

COLOR

Silver Gray	Dark Gray	Black

Item No.	Power	LM	Voltage	A	B	C(mm)
	3W	60	110-265V	60	102	55

FEATURE

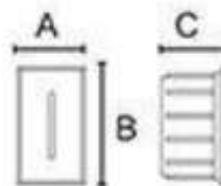


OPTIC



DIMENSIONS

mm



XTRc25-704

SPECIFICATION

CRI: 80
 PF: 0.6
 CTT: 3000K-6500K
 PROTECTION CLASS: IP65
 MATERIAL: GLASS+ALUMINUM

COLOR

Silver Gray	Dark Gray	Black

Item No.	Power	LM	Voltage	A	B	C(mm)
	7W	140	110-265V	160	160	63

FEATURE

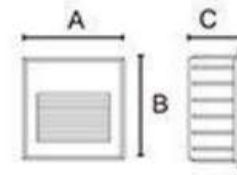


OPTIC



DIMENSIONS

mm



XTRc25-705

SPECIFICATION

CRI: 80
 PF: 0.6
 CTT: 3000K-6500K
 CUT OUT: 78*40*60mm
 123*40*60mm
 PROTECTION CLASS: IP65
 MATERIAL: GLASS+ALUMINUM

COLOR

Silver Gray	Dark Gray	Black

Item No.	Power	LM	Voltage	A	B	C(mm)
	3W	60	110-265V	110	45	55

FEATURE

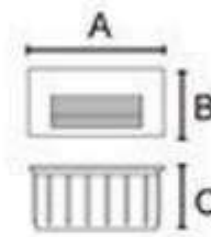


OPTIC



DIMENSIONS

mm



XTRc25-706

SPECIFICATION

CRI: 80
 PF: 0.6
 CTT: 3000K-6500K
 CUT OUT: 78*40*60mm
 123*40*60mm
 PROTECTION CLASS: IP65
 MATERIAL: GLASS+ALUMINUM

COLOR

Silver Gray	Dark Gray	Black

Item No.	Power	LM	Voltage	A	B	C(mm)
	3W	60	110-265V	147	72	55

FEATURE

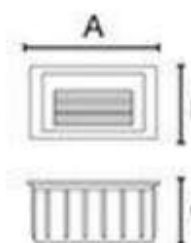


OPTIC



DIMENSIONS

mm



XTRc25-707

SPECIFICATION

CRI: 80
 PF: 0.6
 CTT: 3000K-6500K
 PROTECTION CLASS: IP65
 MATERIAL: GLASS+ALUMINUM

COLOR

Silver Gray	Dark Gray	Black

Item No.	Power	LM	Voltage	A	B	C(mm)
	7W	140	110-265V	206	87	55

FEATURE

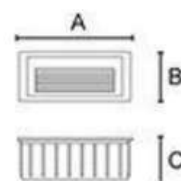


OPTIC



DIMENSIONS

mm



XTRc25-708L/708

SPECIFICATION

CRI: 80
 PF: 0.6
 CTT: 3000K-6500K
 CUT OUT: 50*200*55mm
 50*100*55mm
 PROTECTION CLASS: IP65
 MATERIAL: GLASS+ALUMINUM

COLOR

Silver Gray	Dark Gray	Black

Item No.	Power	LM	Voltage	A	B	C(mm)
	2W	45	110-265V	60	210	55
	2W	45	110-265V	60	105	55

FEATURE

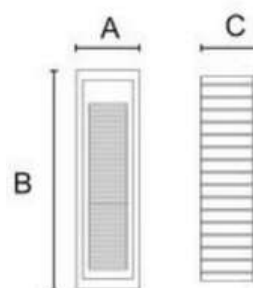


OPTIC



DIMENSIONS

mm



XTRc25-709L/709

SPECIFICATION

CRI: 80
 PF: 0.6
 CTT: 3000K-6500K
 CUT OUT: 50*200*55mm
 50*100*55mm
 PROTECTION CLASS: IP65
 MATERIAL: GLASS+ALUMINUM

COLOR

Silver Gray	Dark Gray	Black

Item No.	Power	LM	Voltage	A	B	C(mm)
	2W	45	110-265V	60	210	55
	2W	45	110-265V	60	105	55

FEATURE

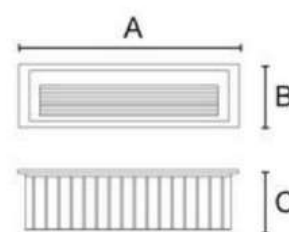


OPTIC



DIMENSIONS

mm



XTRc25-707

SPECIFICATION

CRI: 80
 PF: 0.6
 CTT: 3000K-6500K
 CUT OUT: 100*60*50mm
 PROTECTION CLASS: IP65
 MATERIAL: GLASS+ALUMINUM

COLOR

Silver Gray Dark Gray Black

Item No.	Power	LM	Voltage	A	B	C(mm)
	3W	60	110-265V	115	75	50

FEATURE

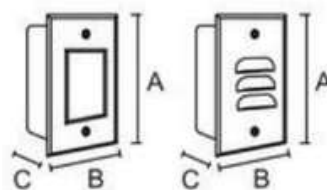


OPTIC



DIMENSIONS

mm



XTRc25-708L/708

SPECIFICATION

CRI: 80
 PF: 0.6
 CTT: 3000K-6500K
 CUT OUT: 100*60*50mm
 PROTECTION CLASS: IP65
 MATERIAL: GLASS+ALUMINUM

COLOR

Silver Gray Dark Gray Black

Item No.	Power	LM	Voltage	A	B	C(mm)
	3W	60	110-265V	115	75	50

FEATURE

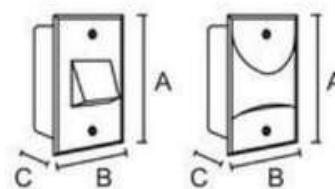


OPTIC



DIMENSIONS

mm



XTRc25-709L/709

SPECIFICATION

CRI: 80
 PF: 0.6
 CTT: 3000K-6500K
 CUT OUT: 100*60*50mm
 PROTECTION CLASS: IP65
 MATERIAL: GLASS+ALUMINUM

COLOR

Silver Gray Dark Gray Black

Item No.	Power	LM	Voltage	A	B	C(mm)
	3W	60	110-265V	115	75	50

FEATURE

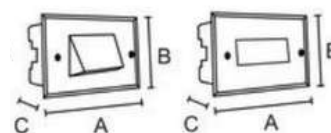


OPTIC



DIMENSIONS

mm



XTRc25-707

SPECIFICATION

CRI: 80
 PF: 0.6
 CTT: 3000K-6500K
 CUT OUT: 100*60*50mm
 PROTECTION CLASS: IP65
 MATERIAL: GLASS+ALUMINUM

COLOR

Silver Gray Dark Gray Black

Item No.	Power	LM	Voltage	A	B	C(mm)
	3W	60	110-265V	115	75	50

FEATURE



OPTIC



DIMENSIONS

mm



XTRc25-708L/708

SPECIFICATION

CRI: 80
 PF: 0.6
 CTT: 3000K-6500K
 CUT OUT: 100*60*50mm
 PROTECTION CLASS: IP65
 MATERIAL: GLASS+ALUMINUM

COLOR

Silver Gray Dark Gray Black

Item No.	Power	LM	Voltage	A	B	C(mm)
	3W	60	110-265V	115	75	50

FEATURE



OPTIC



XTRc25-709L/709

SPECIFICATION

CRI: 80
 PF: 0.6
 CTT: 3000K-6500K
 CUT OUT: 100*60*50mm
 PROTECTION CLASS: IP65
 MATERIAL: GLASS+ALUMINUM

COLOR

Silver Gray Dark Gray Black

Item No.	Power	LM	Voltage	A	B	C(mm)
	3W	60	110-265V	115	75	50

FEATURE



OPTIC



Company: Zhongshan JunLin Lighting Co., Ltd.

No. 21, 2nd Road, Caosan Industrial Zone,
Guzhen Town, Zhongshan City, Guangdong Province, P.R.China

Store: Xuntai Lighting/Swiftate Lighting

No.112-3, Xinxing Middle Road, Guzhen Town, Zhongshan
City, Guangdong Province, P.R.China

Telephone:+86 13822716898/+8613802667874/+86 13928189693

E-mail: X.taistudio@hotmail.com

<https://swiftate.com>

Social



/Swiftategroup

For up to date contact, please visit :<https://swiftate.com>

Due to the differences in test instruments and electronic components, the specific data may vary.
Please confirm the specific parameters of the lamp before ordering to avoid mistakes.
Dimensions and specifications subject to alterations without notice.

Pictures and contents in this brochure are for reference only, please refer to the actual product.
All Rights Reserved. Reproduction Without Permission Is Prohibited.

SWIFTATE

SWIFTATE-LIGHTING

<https://swiftate.com>

swiftate group/xuntai stdio